

“EXPLORING BUSINESS OPPORTUNITIES BETWEEN THE PHILIPPINES AND INDIA IN THE NEW NORMAL”

Opportunities in the Healthcare Information Management Industry

India and Philippines BPO Operations



Cognizant



TATA


TATA CONSULTANCY SERVICES



SUTHERLAND



Why the Philippines?



45 MILLION

STRONG FILIPINO LABOR FORCE



97.5%
LITERACY
RATE



73M ACTIVE
INTERNET AND
SOCIAL MEDIA
USERS



700K
GRADUATES
IN 2017 – 2018



24.1 YEARS OLD
MEDIAN AGE



IT-BPM PRESENCE IN
OVER **40** PROVINCES



262 I.T. ECONOMIC
ZONES

Data Provided by

GOVERNMENT PARTNERS



Data Provided by
IBPAP[®]
 IT & Business Process Association
 PHILIPPINES

SECTOR HIGHLIGHTS



No. 1 leading provider of Voice BPO services



Direct employees at 1.3M as of 2019 and projected to be 1.6M by 2022



World-class IT-BPM services to a wide range of Fortune 1000 firms



Industry revenue is at \$26.3B in 2019 and projected to be \$32.2B by 2022



13% global market share in 2019

IT-BPM



ANIMATION



CONTACT CENTER



GAME DEVELOPME



GLOBAL SHARED SERVICES



HEALTHCAR



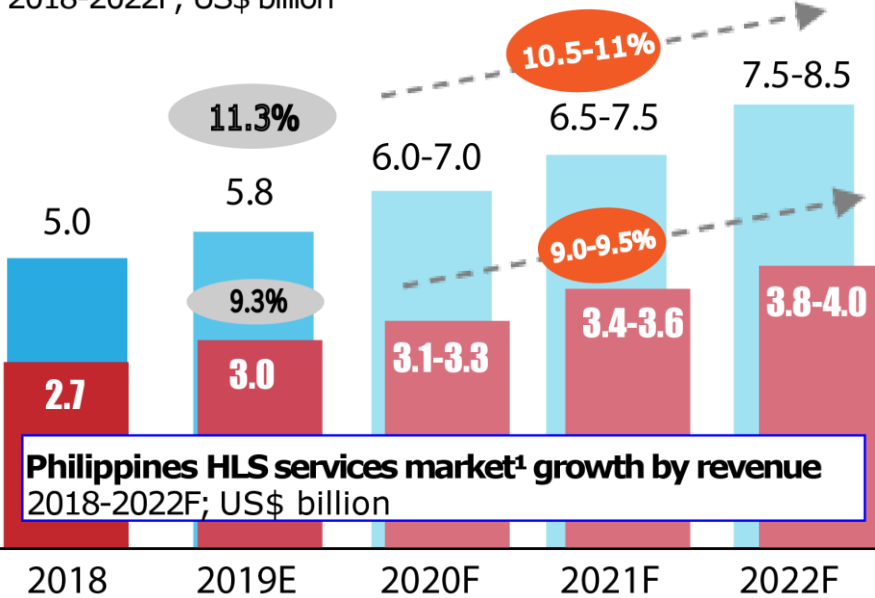
IT AND SOFTWARE

HIM Industry Revenue & Headcount

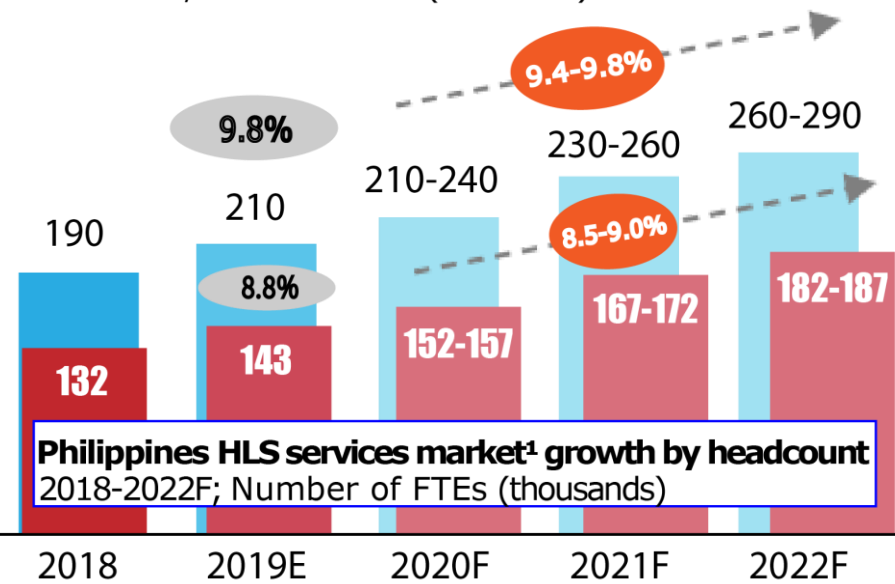
X-Y% YoY growth rate X-Y% CAGR 2019-2022

Source: THE PHILIPPINE IT-BPM INDUSTRY GROWTH FORECAST (2019-2022) November 21, 2019 – Executive Summary

Global HLS services market¹ growth by revenue
 2018-2022F; US\$ billion



Global HLS services market¹ growth by headcount
 2018-2022F; Number of FTEs (thousands)



Philippines HLS services market¹ growth by revenue
 2018-2022F; US\$ billion

Philippines HLS services market¹ growth by headcount
 2018-2022F; Number of FTEs (thousands)

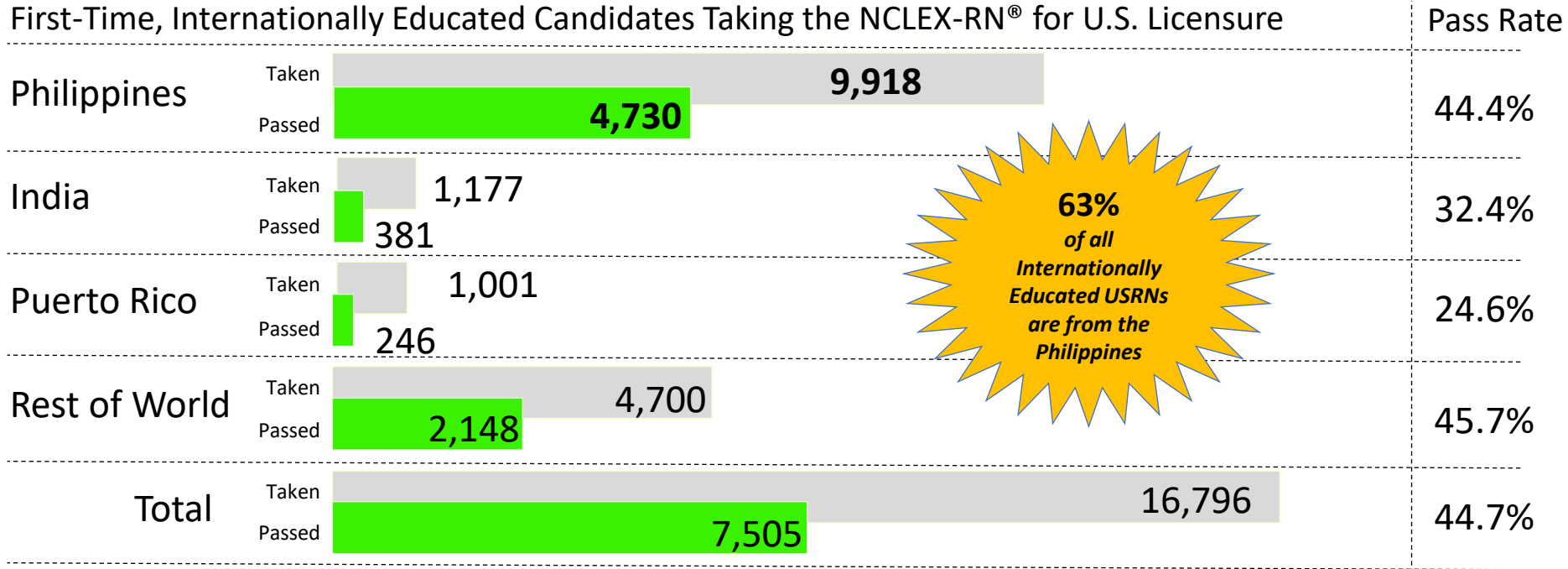
Philippines IT-BPM Industry Vertical	Revenue Projected Growth Range 2019 to 2022F ¹	Headcount Projected Growth Range 2019 to 2022F ¹
Contact Center & BP	3.3% - 7.4%	2.8% - 6.7%
IT	3.2% - 6.7%	2.7% - 6.2%
GIC	3.2% - 5.2%	2.7% - 4.7%
Healthcare	7.3% - 10.8%	6.8% - 10.2%
Animation & Game Development	7.3% - 12.3%	6.8% - 11.7%
Overall IT-BPM	3.5% - 7.5%	3.0% - 7.0%

¹ E= Estimated figures for the year 2019; F= Forecasted figures for the year 2020-2022
 Source: Country-/city-level investment promotion agencies and global services organizations, Everest Group (2019)

Philippines Healthcare Workforce

2018 NCLEX® Examination Statistics

Source: National Council of State Boards of Nursing, Inc. (NCSBN) | 2019



Source: Philippine Commission on Higher Education

Medical and Allied Health
 Degreed College Graduates
 2018

42,425



Source: Philippines Professional Regulation Commission

Philippine Nurse Licensure
 Examination Passers
 2018

9,137

Source: Philippines Professional Regulation Commission

Philippine Pharmacist Licensure
 Examination Passers
 2018

4,622



A snapshot of health-related services provided from the Philippines...

**P
H
A
R
M
A**



**P
R
O
V
I
D
E
R**

... with capabilities expanding every year

Thank You!

To further explore the possibilities

Please contact us at

info@genfinity.net

Explore the Opportunities

the Philippines provides